

## BOOKS AND PUBLICATIONS

### WORKSHOP MANUALS

*“Nobody Should be Without One”*

Two excellent workshop manuals are available for the TR4 and TR4A models. The factory workshop manual is an exact reprint of the factory shop manuals. The Haynes manual is based on the factory manuals but is written more for the do-it-yourself mechanic. One or both would be of great use to you.



RBTR4



HA28

Part No.	Description	No. Off	Current Prices on Website
RBTR4	<b>Factory Workshop Manual</b> , as used by dealer mechanics	1	
HA28	<b>Haynes Workshop Manual</b> , excellent shop manual based on factory manual	1	

### FACTORY SPARE PARTS CATALOGUES

*“Used by Triumph dealers; lists every part, includes exploded diagrams”*

510978

514837



Part No.	Description	No. Off	Current Prices on Website
510978	<b>Spare Parts Catalogue</b> , TR4 models	1	
514837	<b>Spare Parts Catalogue</b> , TR4A models	1	

### OWNER'S HANDBOOKS

*“Just Like the Handbooks Found in Your TR4 or TR4A When You Bought it New”*



510326

512916



Part No.	Description	No. Off	Current Prices on Website
510326	<b>Owner's Handbook</b> , TR4	1	
512916	<b>Owner's Handbook</b> , TR4A	1	

## BOOKS AND PUBLICATIONS

## CD ROMS

***“Hundreds of Dollars Worth of Factory Publications on One CD Rom for Less Than Thirty-Five Dollars”***

No TR4 or TR4A owner should be without the CD Rom listed below. Complete factory parts manuals, workshop manuals, and owner’s handbooks are on each disk. System Requirements: Windows Vista or Windows 7, MAC running a Windows emulator such as Boot Camp, Adobe Reader 6, 7, 8, or 9. TRF handles a full range of similar CD Roms for other British cars.


Call 800 234-1104 for latest information.



HMCC7002

Part No.	Description	No. Off	Current Prices on Website
HMCC7002	<b>CD ROM, TR4, TR4A;</b> excellent reference tool that includes factory workshop manuals, spare parts catalogues, and owner’s handbooks	1	

## CARBURETTOR REBUILDING



RFP513




RFP500

Part No.	Description	No. Off	Current Prices on Website
RFP513	<b>SU Carburettor High-Performance Manual</b> , by Des Hammill	1	
RFP500	<b>Haynes Workshop Manual;</b> covers SU, Zenith-Stromberg, and Weber Carbs	1	

# BOOKS AND PUBLICATIONS

## COMPETITION PREPARATION MANUALS

*“Books by Famous Triumph Racer Kas Kastner”*



RFP2



RFP625



RFP701

Part No.	Description	No. Off Current Prices on Website
RFP2	<b>Competition Preparation Manual</b> , the original publication, 45 pages, soft bound	1
RFP625	<b>“Kas Kastner’s Triumph Preparation Handbook,”</b> published in 2003; 272 pages, spiral original bound; compilation of information found in the Competition Preparation Manuals published in the 1960’s and 1970’s including new information and background of The Competition Department and the cars Kas prepared for it.	1
RFP701	<b>“Kas Kastner’s Historical &amp; Technical Guide for Triumph Cars,”</b> published in 2005; 215 pages, spiral bound; second book in the series focusing on current preparation of cars of the cars for vintage racing; in writing this book, Kas went around to shops and businesses that cater to racers, many racing parts are profiled	1

Continued on Next Page

## BOOKS AND PUBLICATIONS

COMPETITION PREPARATION MANUALS  
—Continued*“Books by Famous Triumph Racer Kas Kastner”*

RFP705



RFP708

Part No.	Description	No. Off Current Prices on Website
RFP705	<p><b>“Kas Kastner’s Racing, Winning, and Other Myths in Triumph Cars,”</b> published in 2006; 240 pages, spiral bound; third book in the series in which Kas shares his views on Vintage racing and his recommendations for success; more stories on The Competition Department and specific vintage racing stories</p>	1
RFP708	<p><b>“Kas Kastner’s Triumphs— Race Cars, Street Cars and Special Cars,”</b> to be published autumn 2010; sections on building a TR3 on a TR6 chassis, fixing the oil leak on a TR4, 290 horsepower TR2, and much more, magazine size, 250 pages, comes with a CD with color photos and additional photos.</p>	1

## BOOKS AND PUBLICATIONS

## RESTORATION AND IMPROVEMENT BOOKS

*“Books That Are Loaded With Useful Information”*



RFP606



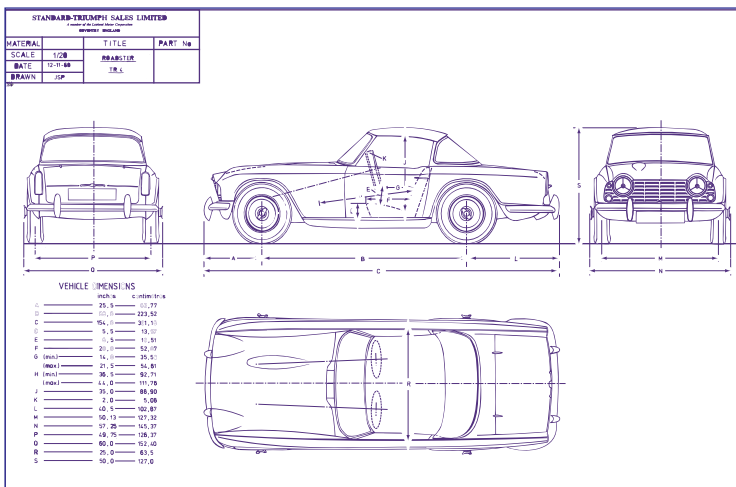
RFP610

Part No.	Description	No. Off	Current Prices on Website
RFP606	<b>“How to Restore Triumph TR2, TR3, TR4,”</b> by Roger Williams, 191 pages, illus., soft cover	1	
RFP610	<b>“How to Improve Triumph TR2-TR4A,”</b> by Roger Williams, Speedpro Series, 144 pages, colour photos, soft cover	1	

## BLUEPRINT DESIGN FOR THE TR4, TR4A

*“Great Wall Decoration and Useful for Scratch-Build Model Makers...”*

Interesting blueprint drawing of the TR4, with dimensions, printed on nice paper and cunningly made to look as if they are actual blue prints, size 11-3/4 inches by 16-1/2 inches; includes several views of the car, suitable for framing



RFN824

Part No.	Description	No. Off	Current Prices on Website
RFN824	<b>Blueprint Drawing, TR4</b>	A/R	

## BOOKS AND PUBLICATIONS

## BOOKS OF GENERAL INTEREST


*“A Selection of Books on Triumph History...”*



RFP418



RFP428



RFP417



RFP305



RFP509



RFP530

Part No.	Description	No. Off	Current Prices on Website
RFP418	<b>Collector's Originality Guide, TR2, TR3, TR4, TR5, TR6, TR7, TR8;</b> by Bill Piggott, hard cover, 352 pages, many photos	1	
RFP428	<b>Triumph TR4, TR5, TR250, 1961-68;</b> a collection of magazine articles from the days when Triumphs were new, by R. Clarke, soft cover,	1	
RFP417	<b>Triumph Sports Cars,</b> by Bill Krause; rich with history including technical development, promotions, and racing soft cover, 96 pages, many photos	1	
RFP305	<b>Triumph Cars: The Complete History;</b> widely respected as the definitive work on Triumph covering the entire 62 years of production, by Graham Robson and Richard Langworth, soft cover, 352 pages	1	
RFP509	<b>Triumph TR;</b> excellent book covering TR2 through TR6, by Bill Piggott, hard cover, 160 pages, photos	1	
RFP530	<b>Triumph: Sports and Elegance;</b> another fine book by noted Triumph historian Bill Piggott, hard cover, 160 pages, many photos	1	



## BOOKS AND PUBLICATIONS

## POSTERS



RFP168



RFP169



RFP170



RFP171

Part No.	Description	No. Off	Current Prices on Website
----------	-------------	---------	---------------------------

**POSTERS**; reprints of advertisements

from Road & Track magazine from when cars were new; printed in black and white on card stock, 8-1/2 X 11 inches; suitable for framing for home, office, or garage


RFP168	<b>Poster</b> ; "The TR4: It Won Its First Medal Standing Still"; ad discusses the TR4's success at the famous Earls Court Show	1	
RFP169	<b>Poster</b> ; "How Little Does It Cost To Run A Big Sports Car?"; TR4 poster featuring the economy of the car in relation to its performance	1	
RFP170	<b>Poster</b> ; "The TR4: National E Production Winner"; features photos of Bob Tullius and the early Group 44 TR4's	1	
RFP171	<b>Poster</b> ; "It Takes More Than Wire Wheels To Make A Sports Car"	1	

## BOOKS AND PUBLICATIONS

## POSTERS



RFP172



RFP173



RFP174



RFP114

Part No.	Description	No. Off	Current Prices on Website
----------	-------------	---------	---------------------------

**POSTERS;** stressing the importance features of the car

RFP172	<b>Poster;</b> "It Takes More Than Bucket Seats To Make A Sports Car"; featuring a TR4 at a T.S.O.A. rallye checkpoint	1	
RFP173	<b>Poster;</b> "Triumph at Riverside '64"; shows a TR4 and a Spitfire winning at Riverside	1	
RFP174	<b>Poster;</b> "Triumph triumphs again in 1965", poster shows TR3, TR4, and Spitfire winning at Daytona	1	
RFP114	<b>Poster;</b> "Triumph—Fifty Years of Sports Cars"; large full-colour poster depicting the history of Triumph sports and racing cars from the early 1920's on; new edition is being planned	1	



## BOOKS AND PUBLICATIONS

### “TRIUMPH—GLORY STILL EXISTS” BUMPER STICKERS AND COLLECTIBLE COFFEE OR TEA MUG

#### *“From TRF's TR250 Rallye Car of the 1980's”*

Many people think this line is from Triumph factory advertising, but actually TRF used it first in 1988. The words were taken out of context from a book by Richard Bach named “Biplane” in which the author trades his modern airplane even-up for an antique biplane which he flies across the U.S. In the book, he states that he did this so that people would know that “Glory Still Exists.” That is the same reason that I drove my TR250 in three One Lap of America rallies in 1986, 1987, and 1988. Bill Sohl, known to many Triumph enthusiasts accompanied me in 1988, and we had a blast. The bumper sticker is orange on green to match the car which was racing green with orange alloy wheels and an orange bonnet stripe.

I had the idea of making a mug from the bumper sticker design. I think the final design is both striking and elegant, and I feel sure that TRF customers will like it too. The mugs will be numbered and signed by me on the bottom. For those of you who collect these things, signing and numbering will provide a bit of personalization. I hope that you will enjoy using these mugs as much as I have enjoyed producing them...



**RFN1995**

Illustrations are not actual size.

Part No.	Description	No.Off	Current Prices on Website
RFN557	<b>Bumper Sticker, “TRIUMPH—Glory Still Exists,”</b> orange and white on green	A/R	
RFN1995	<b>Mug,</b> tea and coffee, white ceramic mug with “Triumph—Glory Still Exists” logo wrapped around the mug in green, orange and white	A/R	